

LOXONE

# **The versatile home automation and control solution.**



# Is there a better way?

While the way that we build homes has remained relatively unchanged over the decades, the amount of technology that we're including in them is increasing. We're installing several lighting circuits per room, a burglar alarm system, more involved heating control and much more... This can result in having multiple switches and points of control in each room. Does this really make for a more convenient lifestyle?

If you're planning a new build, renovation or extension, it is the right time to ask yourself if there are better options. Is what you are including in your home going to compliment your lifestyle over the years to come? And can it be adapted as your needs change over time?

Technology can be scary, but there must be a way to improve on what we include in our homes without sacrificing on ease of control, familiarity and reliability.

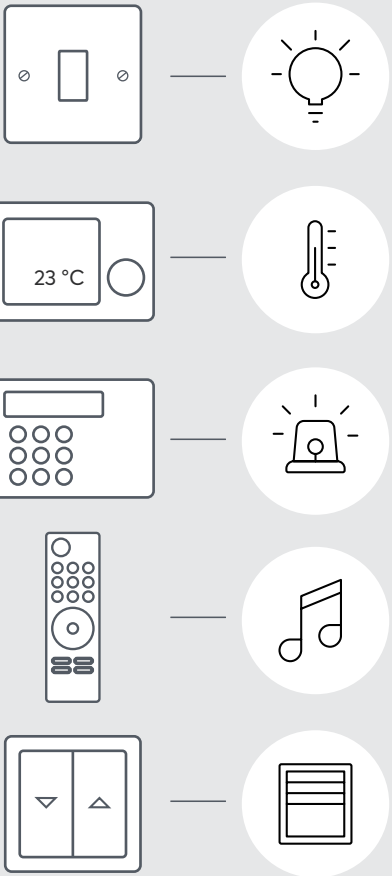
# Convenience without compromise

Yes. We can improve the way technology is added to our homes without the risk of it becoming complicated. You can add extra lighting in your kitchen renovation or extension without a bank of switches to control it all... You can have a heating system that works on a room-by-room basis without extra buttons on the wall...

This brochure will show you how. It will introduce you to a versatile home automation and control solution that by its very nature is designed to add as little or as much modern-day convenience to your home without complicating the way you live in it.



Adding more technology to our homes...



This can very quickly become complicated.

or

# LOXONE



# The benefits of this solution

## Versatile

This solution can add as little or as much functionality as you want.

## Ease of use

The solution is designed with an emphasis on convenience for the whole family - without a complicated layer of control.

## Adaptable

Over time the way you live in your home will change, this solution can be changed to suit.

## Privacy

Data on the way you use your home is not collected or used externally in any way.

## Reliable

All parts of this solution are designed to work together from the start - and last for years to come.

## Familiarity

There is a user-friendly consistency throughout your home, with a simple, unified switch design and free app.

## All-in-one

One dedicated installer responsible for all the features you choose to have. Across the categories of lighting, heating, security and more...

## Behind the scenes

This solution introduces technology into the home behind the scenes - complimenting the interior rather than distracting from it.

# Simple, unified switches

Adding more technology shouldn't be at the compromise of convenience or result in a bank of switches in every room. This solution remains user-friendly for the whole family throughout your home thanks to a consistent layout.

## Centre

The centre of the switch controls lighting. Whether it's to turn the lights on, off or to select different colours.



## Corners

The corners of the switch give you more control based on the features you've chosen. This could include, for example, controlling the music or the blinds in that room.

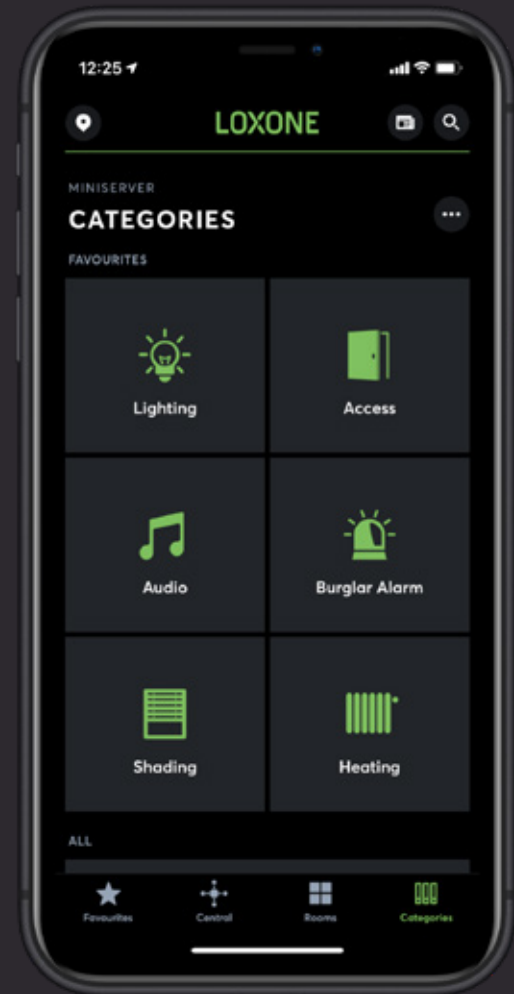
# A user-friendly app

To complement the switches in your home you will also get a user-friendly app to conveniently control and monitor all of the features you have chosen to have installed - even when you're not at home! In the app, you can control everything you can from the switches and much more.



The app is conveniently broken down into categories and rooms so you can always find what you're looking for. You can also decide who in the family can control each feature.

You download the free "**Loxone**" App, on these app stores:



# How much does it cost?

The possibilities of this solution from Loxone are almost infinite. When it comes to your home, you could have as much or as little automated as you'd like. The functionality that a Loxone solution can offer is based on the automation and control that you require. Speaking with your Loxone installer will help you decide and from there they are best placed to provide you with a quote. To give you an idea, we have prepared an example in this brochure of a typical (115 m<sup>2</sup>) house with three options.







Option 1

# Smart




**A smart choice  
for the everyday**

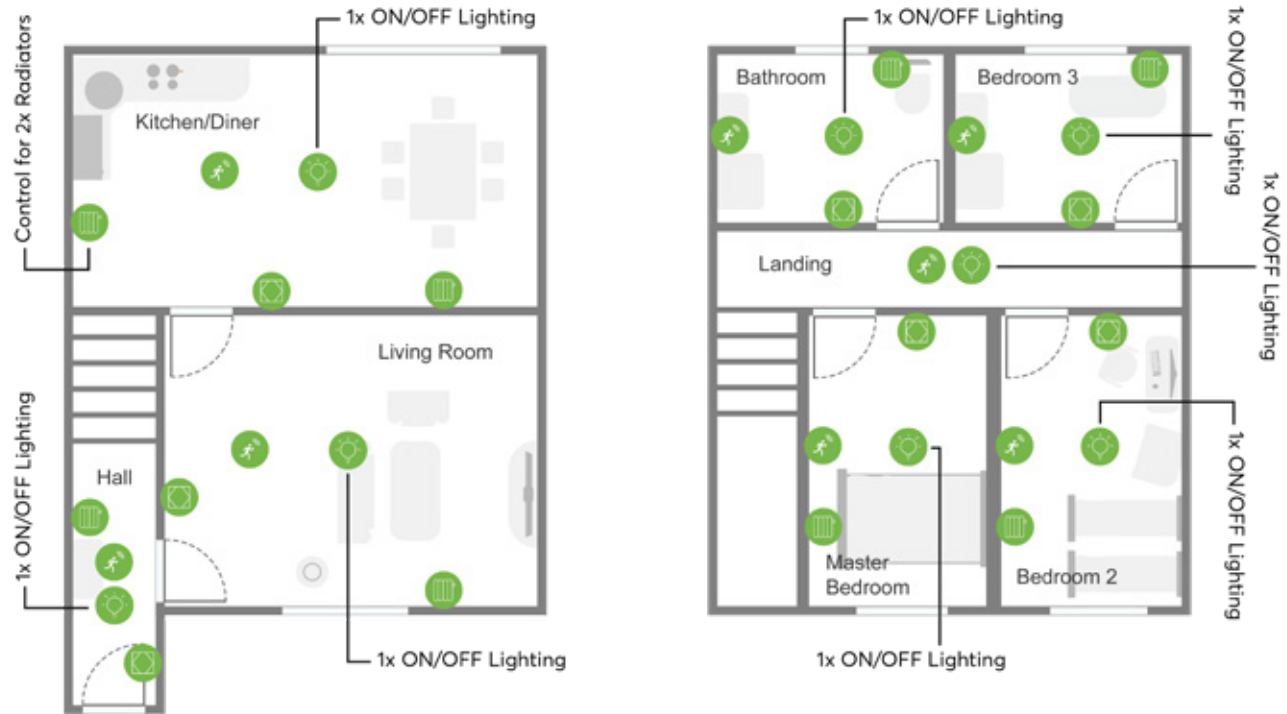
Looking to get started with some core elements of home automation and enjoy the benefits of living in a smart home? Then the Smart option is a good place to start! This package includes a variety of features and the great thing about it is that you can upgrade to include selected additional features further down the line if you want to.

# Option 1 Smart

From **£3,100** incl. VAT

This option will give you automatic lighting, zoned heating and security features. You'll be able to control all of these from simplified switches in each room and the Loxone App.

-  Switches
-  Radiator Valves
-  Presence Sensors



**Note:** Please refer to the appendix of this brochure for an overview of the components used. This price reflects the recommended cost for Loxone hardware only and does not include planning, installation, configuration or any aftercare, which may vary according to the conditions of each project. Installation must be carried out by a trained Loxone installer (Loxone Partner).

# Included in this option

38 features

## Lighting

- » Motion triggered lighting
- » Lights turn off automatically when not needed
- » Factors in natural light levels
- » Lights stay on if noise is detected in that room
- » Lights can mimic occupancy when you're out
- » Conveniently switch off all lights from one switch when leaving your home
- » Central monitoring and control of lighting in the app

## Central Functions

- » Night Mode
- » All Out Mode
- » Away Mode
- » Operating Modes
- » Room Off

## Security

- » Presence-based burglar alarm
- » Easy day and night arming options
- » App notifications when something is amiss
- » Lights can flash throughout your home when burglar alarm is triggered
- » Delayed arming feature
- » Multi-stage alarm
- » History logs
- » Optional panic buttons
- » Central monitoring and control of burglar alarm in the app

## Other

- » Free app control for all members of the family
- » Hot water scheduling
- » System Status messages
- » Simple, unified switches
- » Option to create your own automatic rules
- » Option to create your own sequences
- » Secure app connection with the option to connect when you're not at home

## Heating

- » Temperature and humidity monitoring
- » Individual room control
- » Intelligent learning
- » Temperature is maintained when you're still in the room
- » Frost Protection
- » Statistics in the app
- » Weekly schedule with holiday integration and custom calendar entries
- » Optional maintenance reminders
- » Notification of changes to the system
- » Central monitoring and control of heating in the app

*For your convenience, descriptions of these features are explained in the glossary of this brochure.*



Option 2

# Premium

**For an even  
smarter living  
experience**






The enhanced features of the Premium option introduce an extra layer of convenience in your home. If you're looking for more than just the core features of a smart home, then this option is for you. It includes everything from the Smart option with additional functionality, offering a more comfortable lifestyle. You can, of course, include selected additional features further down the line if you want to.

## Option 2

# Premium

From **£5,200** incl. VAT

With the addition of dimmable lighting, some coloured lighting and multiroom audio this option offers you even more functionality in your home.

-  Switches
-  Radiator Valves
-  Presence Sensors
-  Speakers
-  Nightlight



**Note:** Please refer to the appendix of this brochure for an overview of the components used. This price reflects the recommended cost for Loxone hardware only and does not include planning, installation, configuration or any aftercare, which may vary according to the conditions of each project. Installation must be carried out by a trained Loxone installer (Loxone Partner).

# Included in this option

55 features

*This option includes all of the features listed in option 1, as well as the following:*

## Multiroom Audio

- » Play music in four different rooms
- » Music can start automatically when entering a room
- » Control music from the switch
- » Central control of music in the app
- » Option to play predefined messages based on events in your home
- » Record your own announcements to play in different rooms
- » Stream audio from Spotify & TunesIn
- » Play from your personal music collection
- » Support for Apple AirPlay
- » Option to have your favourite playlist wake you up in the morning
- » Set individual music favourites in each room
- » Conveniently switch off music from one switch when leaving your home

## Security

- » All speakers will sound if burglar alarm is triggered

## Lighting

- » Dimmable lighting in three rooms
- » Night Mode lighting
- » Undercounter LED lighting in the kitchen

## Other

- » Smart bedside alarm clock with control for lighting

*For your convenience, descriptions of these features are explained in the glossary of this brochure.*





Option 3

# Exclusive

**Luxury smart  
home living**









For those who like the finer things in life. The exclusive option enhances the levels of convenience and comfort even more so than the Premium package. If you're looking to add control and automation into your home that speaks more to the luxury of modern day living then this option is for you. You can, of course, include selected additional features further down the line if you want to.

## Option 3

# Exclusive

From **£12,400** incl. VAT

With coloured, dimmable lighting throughout, more rooms with audio and the addition of a video intercom this package encompasses more extensive functionality with a refined finish.

-  Switches
-  Radiator Valves
-  Presence Sensors
-  Speakers
-  Nightlight
-  Intercom
-  Alarm Keypad
-  Smart Plug



**Note:** Please refer to the appendix of this brochure for an overview of the components used. This price reflects the recommended cost for Loxone hardware only and does not include planning, installation, configuration or any aftercare, which may vary according to the conditions of each project. Installation must be carried out by a trained Loxone installer (Loxone Partner).



# Included in this option

75 features

*This option includes all of the features listed in options 1 & 2, as well as the following:*

## Lighting

- » Coloured, dimmable lighting in every room
- » Coloured, dimmable LED cabinet lighting in kitchen & bathroom
- » Coloured, dimmable pendant lighting in kitchen/diner
- » Option for automatic porch lighting
- » Option for lights to flash when doorbell is pressed
- » Control for a living room reading lamp

## Other

- » Additional smart bedside alarm clock with control for lighting

## Access

- » HD video intercom to see and speak with anyone at your front door
- » Connect to your intercom even when you're not at home from the app
- » Automatic answering message
- » Access and recent visitor history available in the app
- » App notifications when someone rings the doorbell
- » Keypad with fob reader to disarm burglar alarm


## Multiroom Audio/ Multimedia

- » Play music in five rooms
- » Additional speakers in kitchen/diner & living room
- » Speakers play a notification when you have a visitor
- » Option to automatically stop music in the living room when the TV is turned on
- » Turn off the TV from selected switches
- » Control your TV from the Loxone App
- » TV can turn on & off to mimic occupancy when you're on holiday

*For your convenience, descriptions of these features are explained in the glossary of this brochure.*

# A solution for everyone

The options included in this brochure so far have been compiled to inspire you. If you only want to add smart functionality to part of your home or you only want to implement a single feature in your new build, renovation or extension, then this is also possible. Speak to your Loxone installer about a solution that meets your requirements and budget.



*Loxone Miniserver - Installed behind the scenes.  
It acts as the heart of every smart installation.*

# 5 simple steps...

## 1. Planning

Your Loxone installer will be on hand to plan and design your solution. They'll be able to advise you and help you decide which specific features and functions you'd like to have.

## 2. Wiring

Your Loxone installer will plan and oversee the wiring installation for the smart features you have chosen. They can also advise on how to wire with the future in mind - should you ever want to add more features.

## 3. Implementation

Your Loxone installer will then be able to install the products based on the features you have chosen and set them up to meet your exact requirements.

## 4. Ready to go

At this point, you'll be able to start enjoying the benefits of the features you have chosen for your home.

## 5. Follow up and after care

Soon after, should you need to, you can arrange with your Loxone installer to change some settings based on how you're living in your home. You may also wish to arrange a future visit from your installer to discuss adding new features or making larger changes.

# **Features Glossary**

# Lighting

## Motion triggered lighting

Lights will come on when a Presence Sensor detects motion.

## Lights can mimic occupancy when you're out

As a deterrent, lights in your home turn on and off periodically making it seem like someone is at home.

## Lights turn off automatically when not needed

Depending on the room, lights will turn off if no motion has been detected for a set period of time.

## Conveniently switch off all lights from one switch when leaving your home

You'll never have to worry about lights being left on again. You can switch off all the lights in your house using the switch by your front door as you leave.

## Factors in natural light levels

If a room is already filled with enough natural light the lights in that room will not turn on with motion to save energy.

## Central monitoring and control of lighting in the app

You can conveniently check the app to see if lights are on or off and even control them whether you're at home or not.

## Lights stay on if noise is detected in that room

If you are watching the TV in the living room, for example, the noise from this will keep the lights on even if no motion has been detected.

## Dimmable lighting

The brightness levels of lights with this feature can either be adjusted in the app or set levels can be selected from a switch.

### **Night Mode lighting**

When motion is detected, in rooms with dimmable lighting during the night, only low levels of lighting will be brought on so you're not dazzled.

### **Option for automatic porch lighting**

Controls are made available for two outside lights - that you can specify separately.

### **Undercounter/cabinet LED lighting**

Additional task lighting available in selected rooms which can be controlled separately to the main lighting in that room.

### **Option for lights to flash when doorbell is pressed**

You can choose to have the lights in specific rooms flash subtly when the doorbell is pressed.

### **Coloured lighting**

This option of lighting can be set to almost any colour you can think of. You can select predefined colours from the switch in that room or enjoy even more control from the app.

### **Control for a living room reading lamp**

This includes a smart plug to control a standalone lamp that you can specify separately.

# Heating

## Temperature and humidity monitoring

The temperature and humidity level in each room is measured with the built-in sensors in each switch.

## Temperature is maintained when you're still in the room

If you are still in a room and the heating is scheduled to turn off, the temperature will be maintained for as long as motion is detected.

## Individual room control

You can set a suitable comfortable temperature for each room in your home.

## Frost Protection

Your heating system ensures the temperature in any room never drops below a set point.

## Intelligent learning

Your heating system will learn how long it takes to reach the temperature that you have set for each room to ensure rooms are always the right temperature at the right time.

## Statistics in the app

You can monitor the usage and performance of the heating throughout your home.

## Weekly schedule with holiday integration and custom calendar entries

More than just a Monday to Sunday timer, you can customise exactly when the heating should be on or off - taking into account school & public holidays and when you're returning from holiday.

### **Optional maintenance reminders**

Depending on your heat source you can be reminded of required annual maintenance, the changing of filters, etc.

### **Notifications of changes to the system**

You can be notified should the system detect any unusual behaviour.

### **Central monitoring and control of heating in the app**

At a glance, you can see the current temperature in each room and whether the heating is on in those rooms. You can also edit the heating schedule and define the various temperature set points.



# Security

## Presence-based burglar alarm

The burglar alarm is triggered if motion is detected inside your home.

## Easy day and night arming options

Your burglar alarm can monitor different motion sensors for example upstairs or downstairs, based on whether you're arming the burglar alarm during the day while everyone is out or at night when everyone is asleep.

## App notifications when something is amiss

If the burglar alarm is triggered you will get a notification via the app - letting you know which sensor has triggered.

## Lights can flash throughout your home when burglar alarm is triggered

You can choose to have the lights in your home linked to the burglar alarm so that they flash as a deterrent during a potential break-in.

## Delayed arming feature

You can specify a set number of seconds before the alarm is armed giving you enough to leave your home after setting the alarm.

## Multi-staged alarm

If your alarm is triggered, you will first receive a notification. Depending on the additional features in your home the next stages can include visual and audible elements.

## History logs

In the app, you can view a recent history of the exact sensors that had led to the burglar alarm being triggered and at what time this happened.

## Optional panic buttons

You can choose to include a feature whereby a long press on chosen switches can send a panic notification to other members of the household.

## **Central monitoring and control of burglar alarm in the app**

For peace of mind, whether you are at home or not you can view the status of your burglar alarm, as well as set or unset it from the app.

## **All speakers will sound if burglar alarm is triggered**

You can choose to have any or all of the multiroom speakers in your home play an alarm siren sound, or a specific audio file of your choosing, if the burglar alarm is triggered.

# Multiroom Audio / Multimedia

## Play music in different rooms

Play and control the music in each room with speakers.

## Music can start automatically when entering a room

You can choose to have music automatically start to play as you enter a room. You can customise which music starts to play, at what volume and at what time of the day this should happen for each room.

## Control music from the switch

You can conveniently play & pause, control the volume and even change what's playing from the switch in that room.

## Central control of music in the app

The app gives you complete control over what you want to play in each room. You can see at a glance which rooms music is playing in, change what's playing and adjust the volume.

## Option to play predefined messages based on events in your home

Predefined messages and reminders that you have set can play through speakers in chosen rooms based on conditions such as time and date.

## Record your own announcements to play in different rooms

In the app, you can record a quick voice note and choose to play it over the speakers in specific rooms.

## Stream audio from Spotify & TuneIn

With support for Spotify & TuneIn, you can choose any music, radio station, podcasts, etc. from these services to play in your chosen rooms.

## Play from your personal music collections

Music saved on a hard drive or USB stick can be played through the speakers in a chosen room.

### **Support for Apple AirPlay**

With AirPlay technology, you can play music from your iPhone, iPad or Mac through the speakers in a chosen room.

### **Option to have your favourite playlist wake you up the morning**

You can have music or a radio station gradually start to play at a specific time in the morning to wake you up.

### **Set individual music favourites in each room**

Depending on the room, you can choose to have a selection of your favourite music playlists, radio stations or podcasts conveniently available to select from the switch in that room.

### **Conveniently switch off audio from one switch when leaving your home**

When leaving your home, you can turn off all music playing in any of the rooms from the switch by the front door.

### **Speakers play a notifications when you have a visitor**

When someone presses the doorbell, a chime will play in the rooms with speakers. If music is already playing in a room, it will be paused for the chime to play and then the music will resume.

### **Option to automatically stop music in the living room when the TV is turned on**

When you turn on your TV (compatible models) in the living room from the remote control, if there is music playing in the room the music will be stopped automatically.

### **Turn off the TV from selected switches**

Turning the lights off in the living room from the switch in that room can also turn off the TV (compatible models). This also works when turning off all of the lights in your home from the switch by your front door.

### **Control your TV from the Loxone App**

Compatible TVs can be controlled using the app on a smartphone or tablet.

### **TV can turn on & off to mimic occupancy when you're on holiday**

As a deterrent, compatible TVs can be turned on for a set amount of time to mimic a routine - making it seem like someone is at home.

# Access

## HD video intercom to see and speak with anyone at your front door

With the app, on a smartphone or tablet, you will be able to see who is at your front door. You will also be able to answer the intercom to speak with your visitor.

## Connect to your intercom even when you're not at home from the app

You can see and speak with anyone at your front door via the app even when you're not at home.

## Answering message

If you're not available to personally answer the intercom, you can use the app to choose to play a predefined message through the intercom based on who is at your front door.

## Access and recent visitor history in the app

You can choose to have your intercom take a photo when someone presses your doorbell. From the app, you can view a recent history of your visitors as well as a log of when the keypad was used.

## App notifications when someone rings the doorbell

Whether you are at home or not, you will be notified that someone is at your front door via the app.

## Keypad with fob reader to disarm burglar alarm

Each member of the household can conveniently disarm the burglar alarm using either a unique pincode or a secure fob.

# Central Functions

## Night Mode

The features that you have chosen to have in your home can perform differently at night, for example lower levels of lighting, audio playing at lower volumes, the doorbell being muted and only certain sensors being monitored by the burglar alarm. This is activated from a bedside switch or the app.

## All Out Mode

The features that you have chosen to have in your home can perform differently when you're all out for the day. This includes turning off all lighting and music, following a set heating schedule and arming the full burglar alarm. This can be activated from a switch in your hallway or from the app.

## Room Off

The last person leaving a room can conveniently turn off all lighting and music with a simple double-tap on the switch in that room.

## Away Mode

The features that you have chosen to have in your home can perform differently when you are away for an extended period of time such as on holiday. This includes following a holiday heating schedule with Frost Protection, mimicking presence and setting the full burglar alarm. This can be activated from within the app.

## Operating Modes

You can choose to have additional operating modes set up based on the features you have chosen to have in your home. This can include an entertaining mode or school holiday mode; whereby the lighting, heating and security perform differently.

# Other

## Free app control for all member of the family

There is no limit to how many family members can download the free app. Speak to your Loxone installer about creating logins for each member of the household.

## Hot water scheduling

You can conveniently set a schedule for your hot water so you always have it when you need it - without wasting energy.

## Option to create your own automatic rules

In the app you can create your own automation from the features you've chosen to have in your home.

## Option to create your own sequences

If you find that you are often using the same features in the app in one go, you can create your own sequence to trigger these actions together.

## System Status messages

Similar to the lights on the dashboard in your car, the app will show you important information about your system.

## Simple, unified switches

Interacting with the features in your home should not be complicated. A familiar switch in each room offers an intuitive and consistent ease of use for the whole family and any visitors.

## Secure app connection with the option to connect when you're not at home

To protect your data and privacy, the app's communication with your home is encrypted. You can also choose to be able to connect to your home when you're out.

## Smart bedside alarm clock with control for lighting

This stand alone device can be placed next to your bed giving you another familiar point of control for the features in your home. It includes a built-in alarm clock and colour-changing light.



# Inspiration







## Overview of Loxone products included in Option 1:

QTY	Article No.	Product Name
1	100114	Air Base Extension
1	100153	Nano IO Air
8	100163	Valve Actuator Air
7	100221	Touch Tree White
1	100335	Miniserver
8	100466	Flush-mounted Presence Sensor Tree
2	200143	24V Power Supply (0.4A)

**Note:** This is an example list of Loxone hardware only. Additional 3rd party peripheral items will be required based on the context of the installation. Installation must be carried out by a trained Loxone installer (Loxone Partner) who will determine any additional components needed to commission the features you have chosen to have.

## Overview of Loxone products included in Option 2:

QTY	Article No.	Product Name
1	100029	Dimmer Extension
1	100114	Air Base Extension
8	100163	Valve Actuator Air
7	100221	Touch Tree White
1	100239	RGBW 24V Dimmer Tree
1	100335	Miniserver
1	100428	Audioserver
8	100466	Flush-mounted Presence Sensor Tree White
1	100476	Touch Nightlight Air
2	200002	24V Power Supply (4.2A)
1	200061	Warm White LED Strip 5m IP65 (Splashproof)
4	200097	Loxone Speaker
1	200143	24V Power Supply (0.4A)
4	200202	Loxone Speaker Back Box For Suspended Ceilings

**Note:** This is an example list of Loxone hardware only. Additional 3rd party peripheral items will be required based on the context of the installation. Installation must be carried out by a trained Loxone installer (Loxone Partner) who will determine any additional components needed to commission the features you have chosen to have.

## Overview of Loxone products included in Option 3:

QTY	Article No.	Product Name
1	100114	Air Base Extension
1	100121	Smart Socket Air
1	100141	IR Control Air
8	100163	Valve Actuator Air
1	100218	Tree Extension
2	100239	RGBW 24V Dimmer Tree
2	100309	LED Pendulum Slim Tree Anthracite
42	100330	LED Spot RGBW Tree White
1	100335	Miniserver
1	100328	Audioserver
2	100429	Stereo Extension
7	100461	Touch Pure Tree White
8	100466	Flush-mounted Presence Sensor Tree White
2	100476	Touch Nightlight Air
1	100480	NFC Code Touch Tree Anthracite

QTY	Article No.	Product Name
1	100485	Intercom Anthracite
1	100490	Mounting Bracket Double Anthracite
3	200035	24V Power Supply (10A)
7	200097	Loxone Speaker
2	200099	RGBW LED Strip 5m IP65 (Splashproof)
1	200143	24V Power Supply (0.4A)
7	200202	Loxone Speaker Back Box For Suspended Ceilings

**Note:** This is an example list of Loxone hardware only. Additional 3rd party peripheral items will be required based on the context of the installation. Installation must be carried out by a trained Loxone installer (Loxone Partner) who will determine any additional components needed to commission the features you have chosen to have.

# Working with a Loxone installer

From the very first consultation to discuss your requirements for your new-build, renovation or extension, through to showing you how everything works once the installation is done - your Loxone installer will be there for you.

Loxone installers are independently owned and operated companies with experts who have been trained to recommend and install a solution that meets your needs.

You can find your nearest installer and available showrooms here:

[loxone.com/partner](https://loxone.com/partner)

**LOXONE**



# Smart home features for everyone.



© Loxone UK Ltd  
Prices and descriptions  
are valid as of August 2021.  
Subject to change  
E&OE

